

**DeArmond  
Tool**



P.O. Box 30684  
Amarillo, Texas 79120  
806-381-8898

## **“THE OSCAR - PRO” JEWELER’S CNC SYSTEM**

### **The Oscar System Evolution...**

Oscar was developed by Dan DeArmond, owner of DeArmond Enterprises. Dan has over 30 years experience in fine jewelry manufacturing.

Some seven years ago when computers caught up with art, Dan started crossing over machines and techniques that were once used only in heavy industry into jewelry manufacturing. Realizing what this technology could do for not just the corporate end of the trade, but for the smaller shops as well, he was and remains relentless in his quest for good, well priced system components.

Having years of jewelry design, casting and modeling experience, he knows what will work and what won't. From owning multiple retail outlets and being a wholesale supplier during these same years, he knows all too well that the system must also be affordable versatile, and, easy to use.

Today, you can draw from these years of experience and own a system that WORKS!  
Oscar is a system truly developed By A Jeweler, For A Jeweler.

---

**Current Base System Price.... \$5,795.00**

Shipping not included    *Price Subject To Change Without Notice*


### **About The System...**

The Oscar system is not only versatile, but practical as well. Starting with the base system, you can add accessories at the time of purchase or as you need them. We have kept the base system to a minimum in order to prevent buyers from paying for items their use doesn't require or perhaps that they may already own. As an example, a user doing just inlay has no use for a ring fixture, but may well need a vacuum table.

---

## The Base System... 4 Major Components All Included!

TAIG DSLS 3000 MILL & 4<sup>TH</sup> AXIS:



With a work area of 18" X 4" and axis movements of 12" X, 5" Y, & 6" Z, the Taig DSLS 3000 is perfect for milling one of a kind jewelry pieces or multiples for casting. With the upgraded spindle motor, metals like aluminum, brass, Gold, silver, and steel can be cut. With a full 10,000 RPM spindle speed, using the sometimes required small tools for model detailing in these hard materials as well as waxes and plastics becomes routine.

Mill Specs:

Rapid Travel... 60 IPM

Spindle Speed... 0 to 10,000 RPM

Voltage.... 120 volt

Spindle motor... 1/4 H.P.

Programmable Spindle and Linear Travel Speeds

Fully Interpolated Arc and Contouring

Windows Controller Software Included


Fourth Axis Rotary:



Equipped with a versatile 3 jaw chuck (not shown) this highly accurate rotary 4<sup>th</sup> axis allows full 360 degree ring cutting right from metal or wax ring tubes.

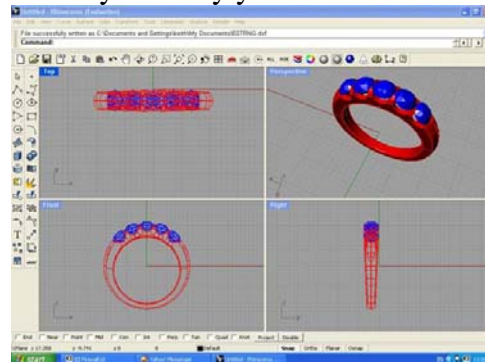
EASY TO USE DeskProto V5.0 FULL...

This is now the finest CAM software on the market today. Lex has taken the time required to make this program strong and easy to use. Flip Milling and 4 Axis milling are no harder to do than common 3 axis milling in this great program!



**RHINO 3D Modeling Software:**

Designing your models has never been easier! Rhino offers a superb, robust design atmosphere that is used in every industry you can think of. Design fast and smart in this



Injection molds are designed in just minutes using the fast Boolean difference feature in Rhino!

**The Process Is Easy! ...**

Since this isn't a course in CNC jewelry making, we'll keep this short. However, after seeing the major components, we thought it might be good to outline a little of the process at this point.

**1. You Have A Design Idea!**

Anything from jewelry to engraving or even fixtures for holding that free form piece of material can be easily produced using these same steps. Think Of It... Make It!

**2. Create A Model Of The Design In Rhino!**

Many models require only a 2D drawing to complete. Many others require the strength and full versatility of Rhino. Whatever the requirements, Rhino is up to the task!

**3. Open The Created Model In Desk Proto and Generate NC Code.**

Within the friendly environment of DeskProto, you keep full control of tooling, machine speeds and other important decisions. You will move quickly through DeskProto !

**4. Machine The Model Using The TAIG DSLS 3000 Mill.**

Set the machine up with material and a cutting tool, load the code program you produced and you are ready to turn your design into reality.

Now, is it REALLY this easy ??? No. It never is. Remember learning other tasks like wax carving, annealing, buffing, soldering, or stone setting??? CNC is no different. There is a learning curve.

Even with these four steps, just like buffing silver or Gold to a high polish, there are little steps in-between that you will need to master.

How long will it take?? We see users with NO machining knowledge, but with basic computer skills comfortably making jewelry in a week. If you have no basic computer skills your learning curve will be longer and more difficult. Perhaps four to six weeks.

Basic computer skills include:

- Saving a file

- Making a new folder on your hard drive
- Locating a file on your hard drive using search
- Sending an e-mail
- Opening a file
- Saving an e-mail attachment
- Installing a program on your computer

If you have these skills, you will easily learn CNC jewelry making. If you don't have these skills, get them. You will need them on a daily basis in any computer oriented task.

## **System Support....**

We are here to help. DeArmond Tool has been built on customer service and support. We never mind those "How Do I" questions. We know fully well they will come. DeArmond Tool's support is free. Support from DeskProto Software and Rhino support is free as well. If you have machine questions, call or e-mail us. If you have DeskProto or Rhino questions, we will be happy to answer those questions too. We use this system and know each of the products.

## **System Requirements....**

We highly suggest that you use two different computers. Don't panic! It isn't going to be that bad... read on.... The first for designing and creating the machine code. The second for running the mill. WHY?? Because the mill requires 100% of the computer processors attention. While cutting out a model, you cannot be designing another or using the computer for any other purpose. Therefore we suggest the following...

### **For The Milling Machine...**

Minimum Requirements:

- An older Pentium two or three. (told you it wouldn't be that bad)
- Intel mother board is best
- 150 meg hard drive
- 64 megs ram memory
- Windows XP Or Vista
- Any video card
- One parallel port
- Floppy drive
- An old color monitor of any sort

## **For The Cad /CAM ....**

Minimum Requirements:

- Pentium 3 or 4
- Windows XP , Vista, or Windows 7
- Intel mother board
- 512 megs of ram memory
- 50 gig hard drive
- 64 megs video card memory
- 1024 x 768 resolution capability
- Internet connection
- CD Rom Drive
- Floppy Drive

## **Nice To Have....**

- USB on both computers
- 1 Gig of ram memory if you plan to handle solids files
- CD burner on the CAD /CAM computer
- USB thumb drive ... 125 meg is large enough but they are so cheap now...buy a big one!

Remember, you will be transferring code programs between these computers. The code programs can vary greatly in size, depending on what you are making. The simple thumb drive or flash drive will easily and quickly handle the transfer of files.

## **System Delivery....**

We ship only pre-paid orders. Orders for complete systems usually will arrive in seven to ten days from payment receipt. Accessories are typically in stock as well and are ready for immediate shipment. Machines are shipped UPS or FED EX ground. Software is usually shipped USPS Priority with a delivery confirmation. Due to 9-11, some shipments out of the U.S. are taking up to 3 weeks for delivery. If you have any questions about your order, please do not hesitate to call.

To Order Your Oscar CNC Jewelers System, Call: (806) 381-8898 or E-mail [dan@dearmondtool.com](mailto:dan@dearmondtool.com) today.